

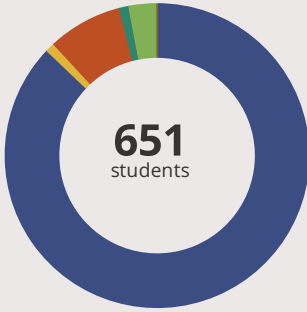
Reed-Custer Elementary School

162 S School St Braidwood, IL 60408 (815) 458-2145

Grades: P - 5
District: Reed Custer CUSD 255U

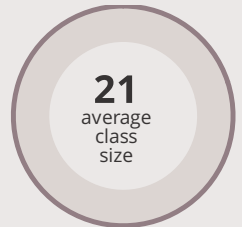
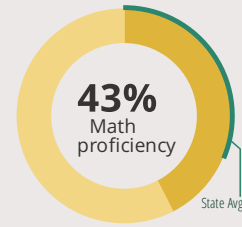
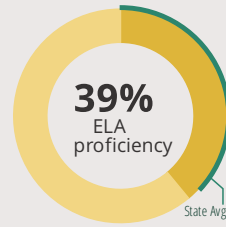
Principal: Mrs. Heather Faletti
Superintendent: Mr. Mark Mitchell

Fast Facts



Student Characteristics

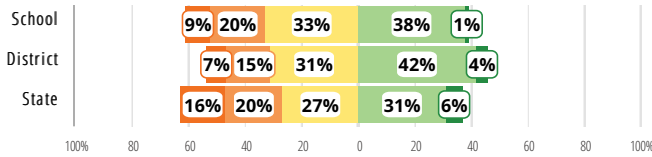
White	88%
Black	1%
Hispanic	8%
Asian	1%
American Indian	0%
Two or More Races	3%
Pacific Islander	0%
Low Income	43%
English Learners	2%
With Disabilities	22%
Homeless	1%



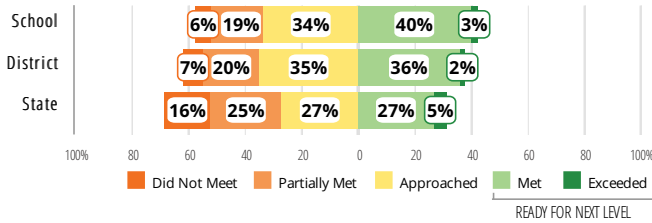
Academic Success

All Illinois students in grades 3-8 take the PARCC assessment each year. High school students take the SAT in English Language Arts and Math.

English Language Arts



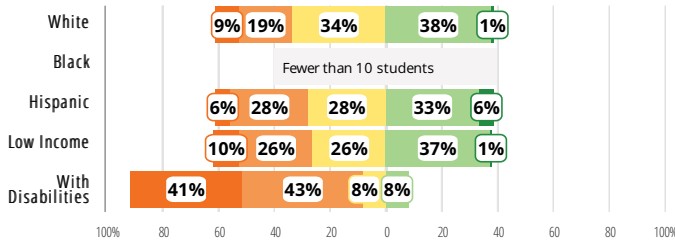
Mathematics



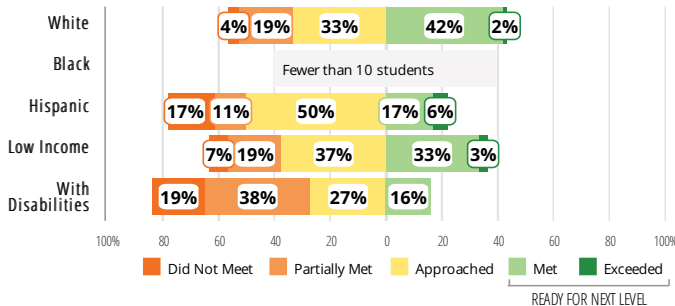
Success by Student Group

This display shows PARCC ELA & Math performance levels for each student group. No data is shown for groups with fewer than 10 students.

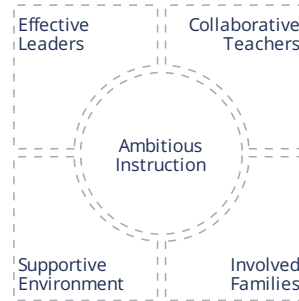
English Language Arts



Mathematics



School Environment



The **5Essentials Survey** allows students in grades 6-12 and all teachers to share their perspectives on essential conditions for learning. The anonymous survey consists of 5 components.

- Most implementation
- More implementation
- Average implementation
- Less implementation
- Least implementation
- Not Applicable/Low Response

Response Rates

Students	-
Teachers	-

Effective Leaders

Do principals and teachers implement a shared vision for success?

Collaborative Teachers

Do teachers collaborate to promote professional growth?

Ambitious Instruction

Are classes challenging and engaging?

Supportive Environment

Is the school safe, demanding, and supportive?

Involved Families

Does the entire staff build strong external relationships?

Student Attendance and Mobility

Attendance Rate

Rate at which students are present at school, not including excused or unexcused absences



Chronic Absenteeism

Percentage of students who miss 10% or more of school days per year either with or without a valid excuse



Student Mobility

Percentage of students who transfer in or out of the school during the school year, not including graduates



Teacher Retention

Percentage of full time teachers who return to the same school year to year





Reed-Custer Elementary School

School Highlights

Academic Courses

Reed-Custer Intermediate School has aligned curriculum in English Language Arts and Math to the Common Core State Standards. Units of study have been written by teachers to address these standards to meet our students needs.

Career Development Courses and Programs

Physical Education, Health and Wellness

All students participate in physical education classes daily. Intramural sports are offered to fourth and fifth grade students.

Athletics

Other Programs and Activities

School Personnel Resources

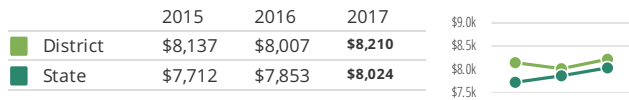
Paraprofessional, Reading Specialist, School Social Worker, Special Education Teacher

School Awards

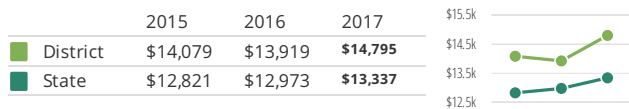
Facilities

District Finance

Instructional Spending per Pupil includes only the activities directly dealing with the teaching of students or the interaction between teachers and students.



Operational Spending per Pupil includes all costs for overall operations in this school's district, including Instructional Spending, but excluding summer school, adult education, capital expenditures, and long-term debt payments.



Educator Measures

This school has had **2 principal(s)** over the past 6 years. In the last three years, an average of **92% of teachers** return to this school each year.

FOR MORE INFORMATION

Visit IllinoisReportCard.com to see additional details about each item of information for this school. There you will find charts spanning multiple years, detailed explanations, resources, more of the school's programs and activities, and powerful tools that let you dig deeper into data.

Most of this data has been collected by ISBE from school districts through data systems. Some information, such as the School Highlights, is entered directly by principals and can be updated throughout the year.