



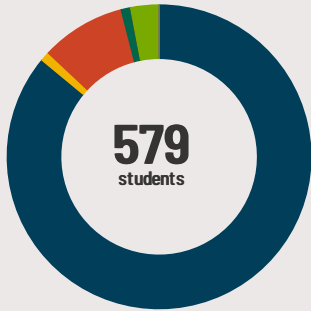
Reed-Custer Elementary School

162 S School St Braidwood, IL 60408 (815)458-2145

Grades: PK - 5
District: Reed Custer CUSD 255U

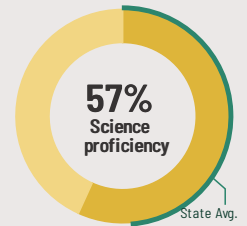
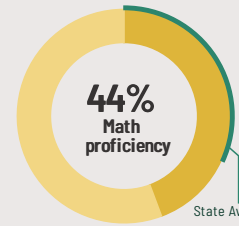
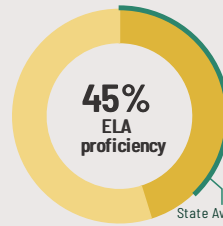
Principal: Mrs.Heather Faletti
Superintendent: Mr.Mark Mitchell

Fast Facts



Student Characteristics

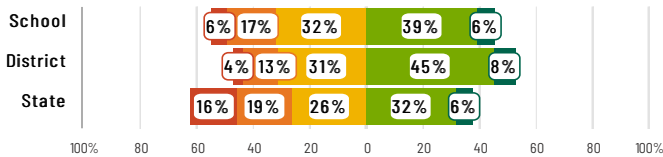
White	86%
Black	1%
Hispanic	9%
Asian	1%
American Indian	0%
Two or More Races	3%
Pacific Islander	0%
Low Income	45%
English Learners	4%
With IEPs	17%
With Disabilities	-
Homeless	1%



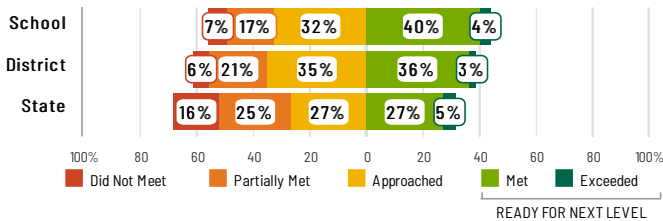
Academic Success

All Illinois students in grades 3-8 take the IAR assessment each year. High school students take the SAT in English Language Arts and Math.

English Language Arts



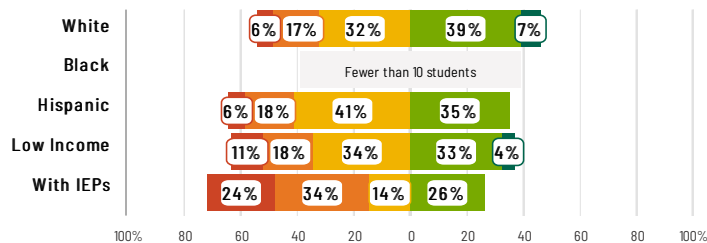
Mathematics



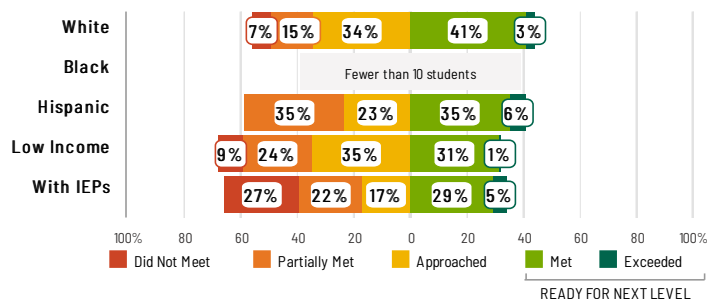
Success by Student Group

This display shows IAR ELA & Math performance levels for each student group. No data is shown for groups with fewer than 10 students.

English Language Arts



Mathematics



School Environment



The **5Essentials Survey** allows students in grades 6-12 and all teachers to share their perspectives on essential conditions for learning. The anonymous survey consists of 5 components.

- Most implementation
- More implementation
- Average implementation
- Less implementation
- Least implementation
- Not Applicable/Low Response

Response Rates

Students	93%
Teachers	77%

Average Effective Leaders

Do principals and teachers implement a shared vision for success?

Average Collaborative Teachers

Do teachers collaborate to promote professional growth?

Average Ambitious Instruction

Are classes challenging and engaging?

More Supportive Environment

Is the school safe, demanding, and supportive?

Average Involved Families

Does the entire staff build strong external relationships?

Student Attendance and Mobility

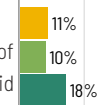
Attendance Rate

Rate at which students are present at school, not including excused or unexcused absences



Chronic Absenteeism

Percentage of students who miss 10% or more of school days per year either with or without a valid excuse



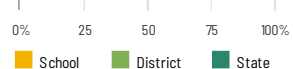
Student Mobility

Percentage of students who transfer in or out of the school during the school year, not including graduates



Teacher Retention

Percentage of full time teachers who return to the same school year to year





Reed-Custer Elementary School

School Highlights

Academic Courses

Reed-Custer Intermediate School has aligned curriculum in English Language Arts and Math to the Common Core State Standards. Units of study have been written by teachers to address these standards to meet our students needs.

Physical Education, Heath and Wellness

All students participate in physical education classes daily. Intramural sports are offered to fourth and fifth grade students.

Other Programs and Activities

School Awards

Career Development Courses and Programs

Athletics

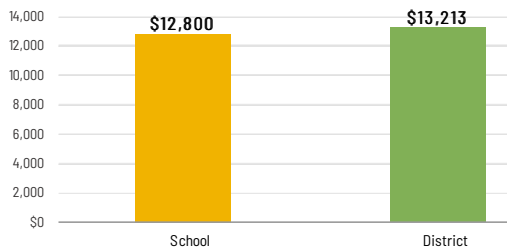
School Personnel Resources

Paraprofessional, Reading Specialist, School Social Worker, Special Education Teacher

Facilities

School-Level Finance

The Every Student Succeeds Act requires LEAs to report school-level expenditure data, beginning with School Year 18-19 data. LEAs are required to report actual personnel and non-personnel expenditures of both site-specific and district centralized expenditures. Expenditures are shown at the site level and must be disaggregated by source of funds (federal vs. state/local). These data are self-reported and may differ from AFR data.



Educator Measures

This school has had **2 principal(s)** over the past 6 years. In the last three years, an average of **87% of teachers** return to this school each year.

FOR MORE INFORMATION

Visit IllinoisReportCard.com to see additional details about each item of information for this school. There you will find charts spanning multiple years, detailed explanations, resources, more of the school's programs and activities, and powerful tools that let you dig deeper into data.

Most of this data has been collected by ISBE from school districts through data systems. Some information, such as the School Highlights, is entered directly by principals and can be updated throughout the year.