

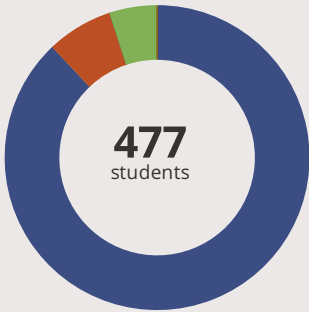
Reed-Custer High School

249 Comet Dr Braidwood, IL 60408 (815) 458-2166

Grades: 9 - 12
District: Reed Custer CUSD 255U

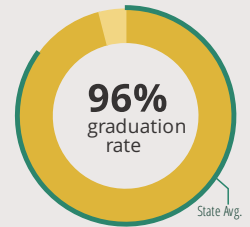
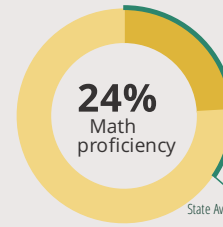
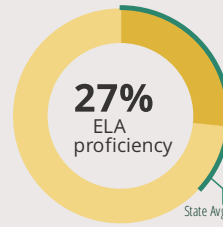
Principal: Mr. Tim Ricketts
Superintendent: Mr. Mark Mitchell

Fast Facts



Student Characteristics

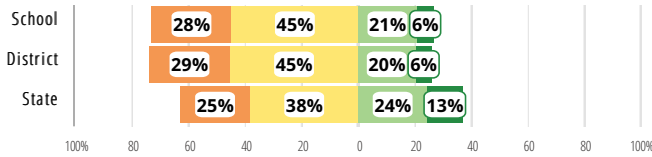
White	88%
Black	0%
Hispanic	7%
Asian	0%
American Indian	0%
Two or More Races	5%
Pacific Islander	0%
Low Income	33%
English Learners	1%
With Disabilities	10%
Homeless	0%



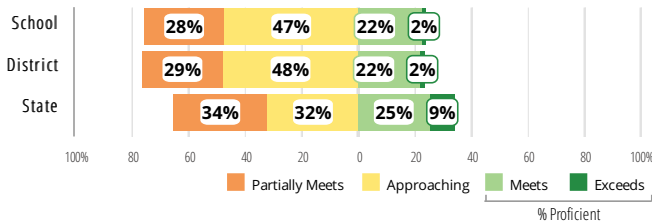
Academic Success

High school students take the SAT in English Language Arts and Math. The display shows SAT ELA & Math results in four performance levels.

English Language Arts



Mathematics



School Environment



The **5Essentials Survey** allows students in grades 6-12 and all teachers to share their perspectives on essential conditions for learning. The anonymous survey consists of 5 components.

- Most implementation
- More implementation
- Average implementation
- Less implementation
- Least implementation
- Not Applicable/Low Response

Response Rates

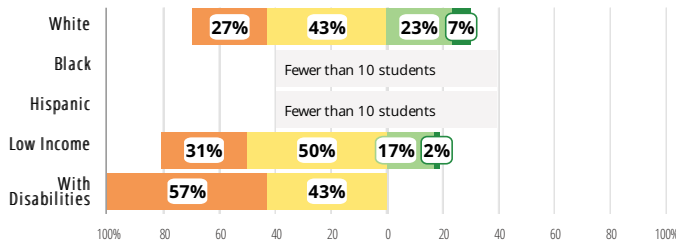
Students	-
Teachers	-

- Effective Leaders**
Do principals and teachers implement a shared vision for success?
- Collaborative Teachers**
Do teachers collaborate to promote professional growth?
- Ambitious Instruction**
Are classes challenging and engaging?
- Supportive Environment**
Is the school safe, demanding, and supportive?
- Involved Families**
Does the entire staff build strong external relationships?

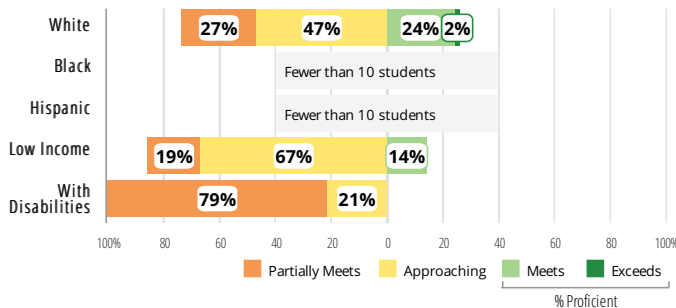
Success by Student Group

This display shows SAT ELA & Math performance levels for each student group. No data is shown for groups with fewer than 10 students.

English Language Arts



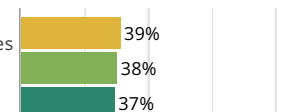
Mathematics



College Readiness

Early College Coursework

Students taking early college coursework in grades 10, 11, and 12



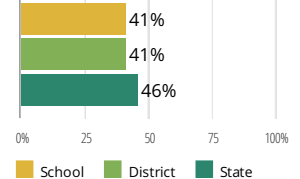
Postsecondary Enrollment

Students who enroll at colleges and universities



Community College Remediation (lower is better)

Students enrolled in Illinois community colleges who require remedial coursework





Reed-Custer High School

School Highlights

Academic Courses

4 years of English 3 years of Math 3 years of Science 2 1/2 years of Social Science We offer Honors, AP & (JJC) Dual Credit weighted courses

Physical Education, Health and Wellness

Athletic P.E., Health Education Courses, Personal Fitness, Weight Lifting/Toning

Other Programs and Activities

Art Club, Drama/Theatre, Environmental Club, Forensics/Speech Teams, Journalism Club, Language Clubs, Madrigals, Marching Band, Math Club, National Honor Society, Reading Clubs, Scholastic Bowl, Science Club, Strategic Games Club, Student Ambassadors, Student Council/Government, Writer's Workshop, Yearbook Club

School Awards

Honor Roll Perfect Attendance Attendance Incentive program

Career Development Courses and Programs

CTE Dept. offers a variety of courses WILCO Area Career Center is our Area Career Center

Athletics

Fall: Football, B-Soccer, Golf, Volleyball and Cheerleading. Winter: B & G-Basketball, Wrestling and Competitive Cheer Spring: Track, Baseball, Softball and G-Soccer

School Personnel Resources

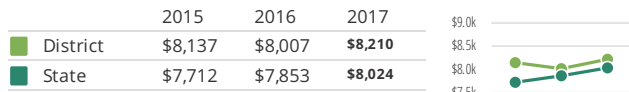
Assistant Director (Special Education), Curriculum Specialist, Librarian/Media Specialist, Paraprofessional, Reading Specialist, Reading Teacher, School Guidance Counselor, School Nurse, School Psychologist, School Social Worker, Special Education Teacher, Technology Specialist, Vocational Coordinator

Facilities

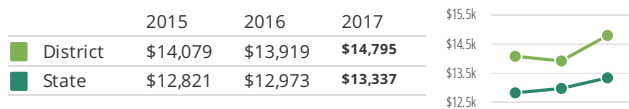
Reed-Custer is blessed to have a Community Fieldhouse with an indoor track, 3 basketball/volleyball courts along with a wrestling room. The FH also includes a two fitness rooms, a free weight room and locker rooms. Attached to RCHS is a District Auditorium that seats approximately 600 people for awards nights, concerts, plays & musicals.

District Finance

Instructional Spending per Pupil includes only the activities directly dealing with the teaching of students or the interaction between teachers and students.



Operational Spending per Pupil includes all costs for overall operations in this school's district, including Instructional Spending, but excluding summer school, adult education, capital expenditures, and long-term debt payments.



Educator Measures

This school has had **1 principal(s)** over the past 6 years. In the last three years, an average of **84% of teachers** return to this school each year.

Student Attendance and Mobility

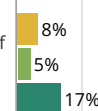
Attendance Rate

Rate at which students are present at school, not including excused or unexcused absences



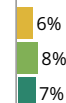
Chronic Absenteeism

Percentage of students who miss 10% or more of school days per year either with or without a valid excuse



Student Mobility

Percentage of students who transfer in or out of the school during the school year, not including graduates



Teacher Retention

Percentage of full time teachers who return to the same school year to year



0% 25 50 75 100%

School District State

FOR MORE INFORMATION

Visit IllinoisReportCard.com to see additional details about each item of information for this school. There you will find charts spanning multiple years, detailed explanations, resources, more of the school's programs and activities, and powerful tools that let you dig deeper into data.

Most of this data has been collected by ISBE from school districts through data systems. Some information, such as the School Highlights, is entered directly by principals and can be updated throughout the year.