



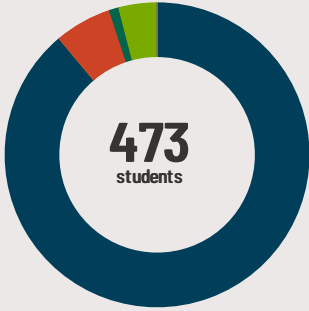
Reed-Custer High School

249 Comet Dr Braidwood, IL 60408 (815) 458-2166

Grades: 9 - 12
District: Reed Custer CUSD 255U

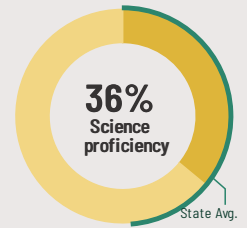
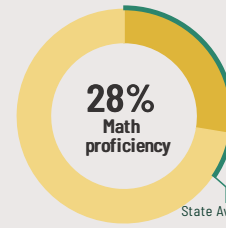
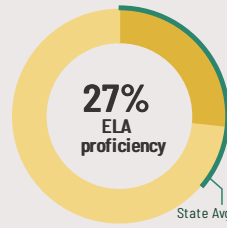
Principal: Mr. Tim Ricketts
Superintendent: Mr. Mark Mitchell

Fast Facts



Student Characteristics

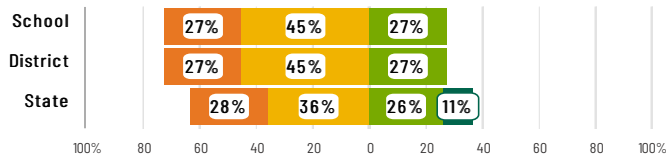
White	88%
Black	0%
Hispanic	6%
Asian	1%
American Indian	0%
Two or More Races	4%
Pacific Islander	0%
Low Income	33%
English Learners	1%
With IEPs	11%
With Disabilities	-
Homeless	1%



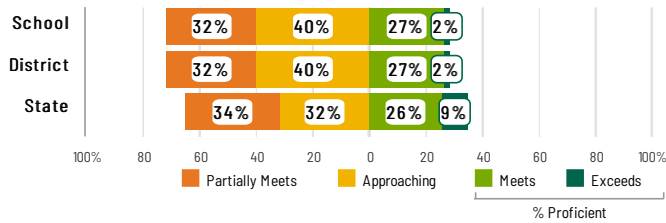
Academic Success

High school students take the SAT in English Language Arts and Math. The display shows SAT ELA & Math results in four performance levels.

English Language Arts



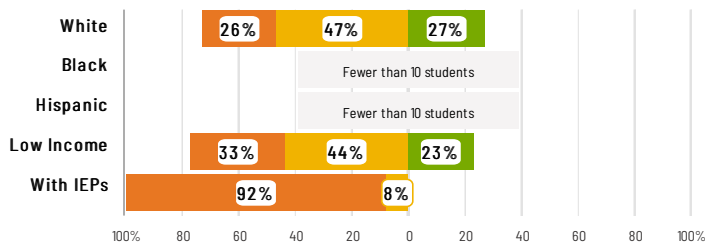
Mathematics



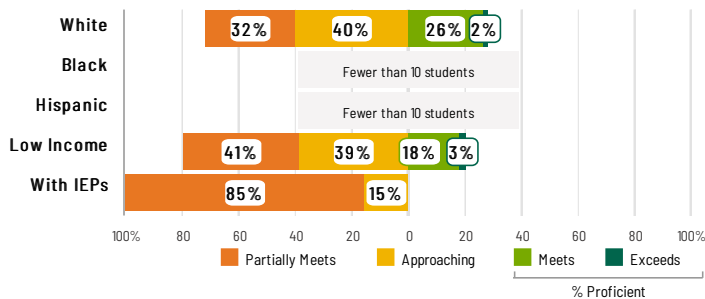
Success by Student Group

This display shows SAT ELA & Math performance levels for each student group. No data is shown for groups with fewer than 10 students.

English Language Arts



Mathematics



School Environment



The **5Essentials Survey** allows students in grades 6-12 and all teachers to share their perspectives on essential conditions for learning. The anonymous survey consists of 5 components.

- Most implementation
- More implementation
- Average implementation
- Less implementation
- Least implementation
- Not Applicable/Low Response

Response Rates

Students	92%
Teachers	100%

More Effective Leaders

Do principals and teachers implement a shared vision for success?

More Collaborative Teachers

Do teachers collaborate to promote professional growth?

More Ambitious Instruction

Are classes challenging and engaging?

Average Supportive Environment

Is the school safe, demanding, and supportive?

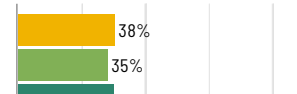
More Involved Families

Does the entire staff build strong external relationships?

College Readiness

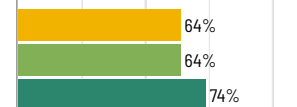
Early College Coursework

Students taking early college coursework in grades 10, 11, and 12



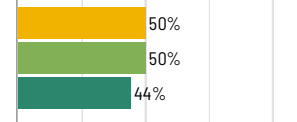
Postsecondary Enrollment

Students who enroll at colleges and universities



Community College Remediation (lower is better)

Students enrolled in Illinois community colleges who require remedial coursework



Graduation Rate

Percentage of students who graduated within 4 years



0% 25 50 75 100%
School District State



Reed-Custer High School

School Highlights

Academic Courses

4 years of English 3 years of Math 3 years of Science 2 1/2 years of Social Science We offer Honors, AP & (JJC) Dual Credit weighted courses

Career Development Courses and Programs

CTE Dept. offers a variety of courses WILCO Area Career Center is our Area Career Center

Physical Education, Health and Wellness

Athletic P.E., Health Education Courses, Personal Fitness, Weight Lifting/Toning

Athletics

Fall: Football, B-Soccer, Golf, Volleyball and Cheerleading. Winter: B & G-Basketball, Wrestling and Competitive Cheer Spring: Track, Baseball, Softball and G-Soccer

Other Programs and Activities

Art Club, Drama/Theatre, Environmental Club, Forensics/Speech Teams, Journalism Club, Language Clubs, Madrigals, Marching Band, Math Club, National Honor Society, Reading Clubs, Scholastic Bowl, Science Club, Strategic Games Club, Student Ambassadors, Student Council/Government, Writer's Workshop, Yearbook Club

School Personnel Resources

Area Career Center/EFE Director, Assistant Director (Special Education), Curriculum Specialist, Department Chair, Librarian/Media Specialist, Paraprofessional, Reading Specialist, Reading Teacher, School Guidance Counselor, School Nurse, School Psychologist, School Social Worker, Special Education Teacher, State-Approved Director of Special Educa, Technology Specialist, Vocational Coordinator

School Awards

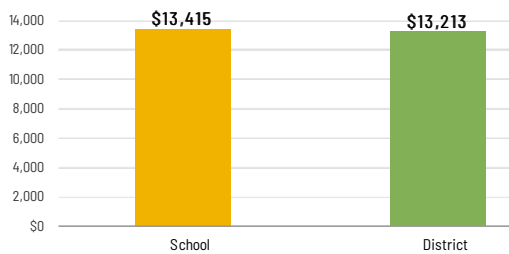
Honor Roll Perfect Attendance Attendance Incentive program

Facilities

Reed-Custer is blessed to have a Community Fieldhouse with an indoor track, 3 basketball/volleyball courts along with a wrestling room. The FH also includes a two fitness rooms, a free weight room and locker rooms. Attached to RCHS is a District Auditorium that seats approximately 600 people for awards nights, concerts, plays & musicals.

School-Level Finance

The Every Student Succeeds Act requires LEAs to report school-level expenditure data, beginning with School Year 18-19 data. LEAs are required to report actual personnel and non-personnel expenditures of both site-specific and district centralized expenditures. Expenditures are shown at the site level and must be disaggregated by source of funds (federal vs. state/local). These data are self-reported and may differ from AFR data.



Educator Measures

This school has had **1 principal(s)** over the past 6 years. In the last three years, an average of **82% of teachers** return to this school each year.

Student Attendance and Mobility

Attendance Rate

Rate at which students are present at school, not including excused or unexcused absences



Chronic Absenteeism

Percentage of students who miss 10% or more of school days per year either with or without a valid excuse



Student Mobility

Percentage of students who transfer in or out of the school during the school year, not including graduates



Teacher Retention

Percentage of full time teachers who return to the same school year to year



FOR MORE INFORMATION

Visit IllinoisReportCard.com to see additional details about each item of information for this school. There you will find charts spanning multiple years, detailed explanations, resources, more of the school's programs and activities, and powerful tools that let you dig deeper into data.

Most of this data has been collected by ISBE from school districts through data systems. Some information, such as the School Highlights, is entered directly by principals and can be updated throughout the year.