

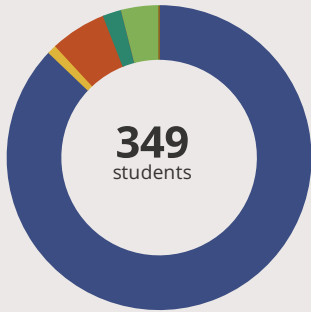
Reed-Custer Middle School

407 Comet Dr Braidwood, IL 60408 (815) 458-2868

Grades: 6 - 8
District: Reed Custer CUSD 255U

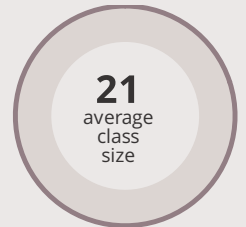
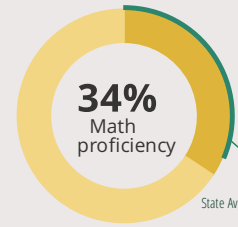
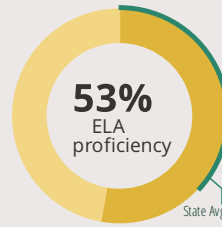
Principal: Mr. Shane Trager
Superintendent: Mr. Mark Mitchell

Fast Facts



Student Characteristics

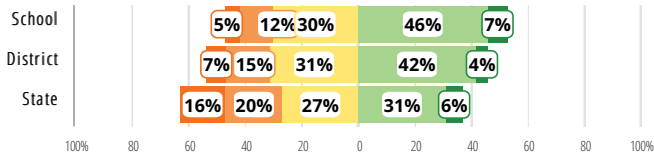
White	88%
Black	1%
Hispanic	6%
Asian	2%
American Indian	0%
Two or More Races	4%
Pacific Islander	0%
Low Income	36%
English Learners	1%
With Disabilities	13%
Homeless	1%



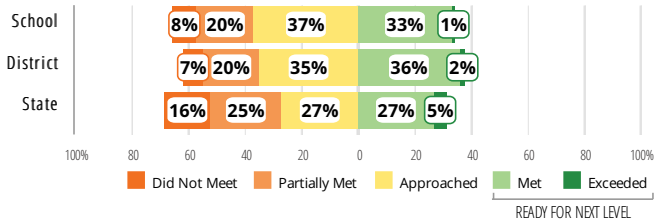
Academic Success

All Illinois students in grades 3-8 take the PARCC assessment each year. High school students take the SAT in English Language Arts and Math.

English Language Arts



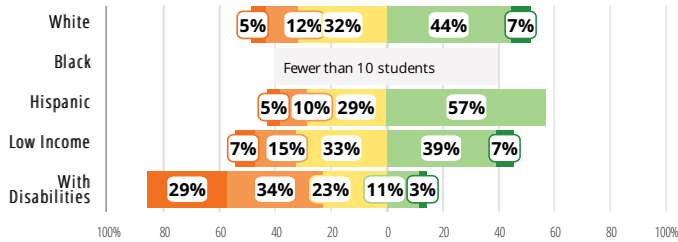
Mathematics



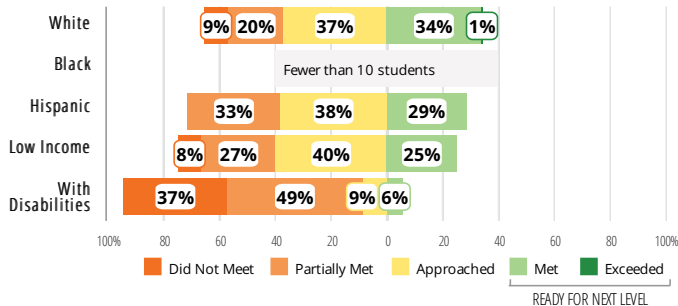
Success by Student Group

This display shows PARCC ELA & Math performance levels for each student group. No data is shown for groups with fewer than 10 students.

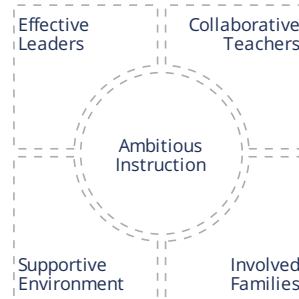
English Language Arts



Mathematics



School Environment



The **5Essentials Survey** allows students in grades 6-12 and all teachers to share their perspectives on essential conditions for learning. The anonymous survey consists of 5 components.

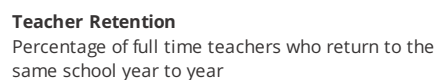
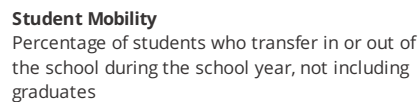
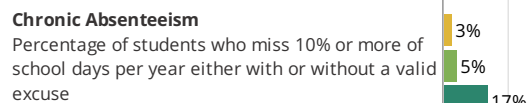
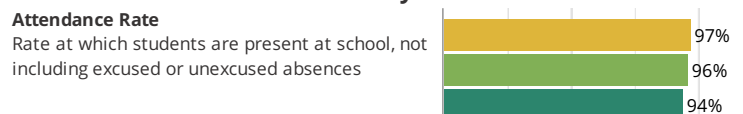
- Most implementation
- More implementation
- Average implementation
- Less implementation
- Least implementation
- Not Applicable/Low Response

Response Rates

Students	-
Teachers	-

- Effective Leaders**
Do principals and teachers implement a shared vision for success?
- Collaborative Teachers**
Do teachers collaborate to promote professional growth?
- Ambitious Instruction**
Are classes challenging and engaging?
- Supportive Environment**
Is the school safe, demanding, and supportive?
- Involved Families**
Does the entire staff build strong external relationships?

Student Attendance and Mobility





Reed-Custer Middle School

School Highlights

Academic Courses

RCMS provides core classes each 45 minutes in length. Math (pre-algebra & algebra), ELA (90 minutes), Social Studies, Science, and Physical Education. Exploratory Courses: 6th grade: Art, Character Ed., Computers, and Home Econ. 7th grade: Art, Career and Consumer Ed., Industrial Tech. 8th grade: Art, Computers, Industrial Tech, Health

Career Development Courses and Programs

Activities for Eighth Grade Students and/or Parents: Annual: 1) Career/Exploration Fair. The Career Expo is sponsored by the Community Foundation of Grundy County and the Grundy Area Vocational Center. 2) Informational meeting for 8th grade parents regarding high school prep. and career & colleges. 3) Spring Career Fair.

Physical Education, Health and Wellness

Health Education Courses

Athletics

Boy's Baseball, Boy's Basketball, Boy's Bowling, Boy's Track & Field, Boy's Wrestling, Girl's Basketball, Girl's Competitive Cheerleading, Girl's Softball, Girl's Track & Field, Girl's Volleyball, Intramural Sports

Other Programs and Activities

Art Club, Career Education Events, Debate Team, Drama/Theatre, Environmental Club, Family Nights, Homework Club, Learning Lab, Marching Band, Math Club, Mentoring Program, Music Club, National Honor Society, Newspaper, Parent Associations, Reading Clubs, Scholastic Bowl, Student Ambassadors, Student Council/Government, Tutoring Program, Yearbook Club

School Personnel Resources

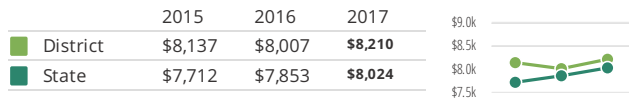
Paraprofessional, Reading Teacher, School Guidance Counselor, School Nurse, School Social Worker, Special Education Teacher

School Awards

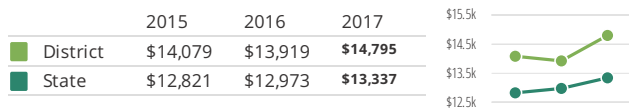
Facilities

District Finance

Instructional Spending per Pupil includes only the activities directly dealing with the teaching of students or the interaction between teachers and students.



Operational Spending per Pupil includes all costs for overall operations in this school's district, including Instructional Spending, but excluding summer school, adult education, capital expenditures, and long-term debt payments.



Educator Measures

This school has had **2 principal(s)** over the past 6 years. In the last three years, an average of **84% of teachers** return to this school each year.

FOR MORE INFORMATION

Visit IllinoisReportCard.com to see additional details about each item of information for this school. There you will find charts spanning multiple years, detailed explanations, resources, more of the school's programs and activities, and powerful tools that let you dig deeper into data.

Most of this data has been collected by ISBE from school districts through data systems. Some information, such as the School Highlights, is entered directly by principals and can be updated throughout the year.